



jestem z
GDAŃSKA

jestem eko

**I KNOW,
THEREFORE I SORT**



Biola

a Ph.D. student from Przymorze

I know, therefore I sort!

Since April 2018 we have been sorting waste into five bins: paper, glass, metals and plastics, bio and non-recyclable.

Gdańsk is following in the footsteps of Western European countries and has made full waste segregation a fact of life. Comprising five bins, the system will eventually cover all of Poland. The municipalities are now busy adapting their systems to ensure that in 2021 everyone will be able to sort their waste in the same way. And that's the way to go!



And our goal is?

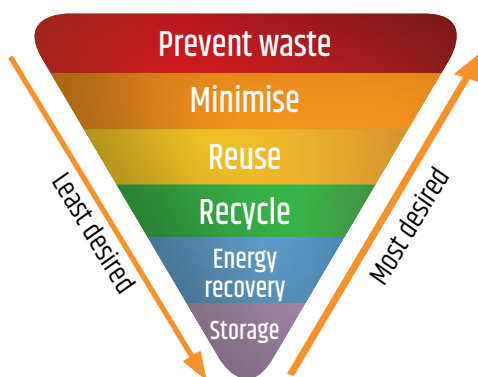
The goal for the next year is for each municipality and its communities to achieve a 50% recycling target. This means that at least half of waste produced in a municipality must be recycled. The effort we all put in has helped us to hit 44% of the recycling target last year. And yes, things are going well, but there's a lot more to be done. Everyone should get better and better at how we handle waste and the city of Gdańsk should continue to improve its system and invest to achieve the targets in the years to come.

Where are the difficulties?

The people of Gdańsk have been really quick learning the new extended system. A high five, everyone!

Some waste, however, leaves some people in doubt. The brochure we have prepared for you goes over the sorting rules we have to follow in our city. There are hints and suggestions on how to prepare each type of waste before putting it into the bins. Non-typical waste is also explained such as bulky waste, electrical waste or other hazardous waste. We hope that you will keep this brochure and use its instructions as a manual on how to handle waste the right way in our city.

Hierarchy of handling municipal waste



Reduce!

In 2018 the average Gdansk resident threw away 423 kg of waste. Each year more and more waste is produced. Why? The high-consumption lifestyle means more packaging and short product life.

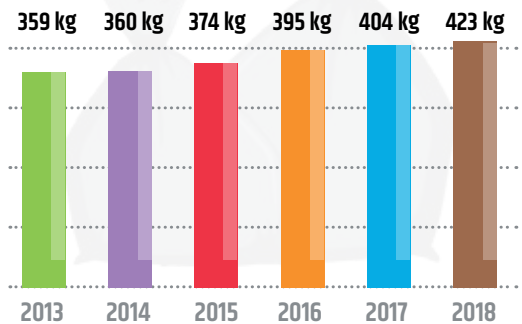
The emphasis in the waste handling hierarchy is on reducing and minimizing waste. Think before you shop, choose recycled or recyclable products and use non-disposable products. Live the ECO way! And where

waste cannot be reduced, make sure to sort it the right way. Remember, waste is raw material that can be reprocessed if properly separated.

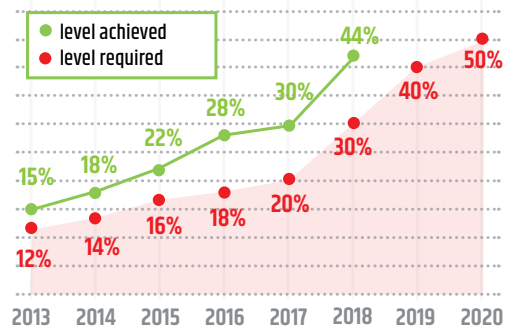
Why?

Handling waste responsibly is everyone's business. As much as it is difficult to change old habits, it is something we have to do for the environment, nature, future, the world and for ourselves. Follow this rule – think globally, act locally. It's best to start from ourselves in our own homes.

How much waste is produced per Gdańsk resident in a year?



Recycling levels – achieved and required



Are you ready to take matters into your own hands?

We keep our fingers crossed for you!

We're right behind you watching and supporting you in your efforts!!

**Biola
and Super Sorter**



PAPER –blue bin



PUT IN

- ☒ paper and cardboard packaging
 - ☒ catalogues, fliers, prospectuses
 - ☒ newspaper and magazines
 - ☒ school and office paper, printed paper
 - ☒ notebooks and books
 - ☒ packaging paper
 - ☒ paper bags
-



DO NOT PUT IN

- ☒ used paper towels and tissues
- ☒ foil coated paper
- ☒ oily or very dirty paper
- ☒ milk and drink cartons (so called Tetra Paks)
- ☒ fertiliser, cement and other building material \
- ☒ paper bags
- ☒ wallpaper
- ☒ disposable nappies and sanitary towels
- ☒ oily and disposable paper packaging and disposable dishes

Hints for the
Super Sorter!

Do you know how to sort PAPER the right way?





GLASS –green bin



PUT IN



empty drink and food bottles
(lids and tops removed)



empty jars (lids removed)



empty glass cosmetics packaging



DO NOT PUT IN



ceramics, flower pots, ceramicware, porcelain,
crystal glassware



spectacles



kitchen dishes, tampered glass tableware
and kitchenware, heat-resistant glass



vigil lights with wax



lightbulbs, fluorescent bulbs and reflectors



medication, solvent and engine oil packaging



mirrors



glass and reinforced panes



monitors and TV lamps



thermometers and syringes

Hints for the Super Sorter!

Do you know how to sort GLASS the right way?



**YOU CAN LEAVE
PAPER LABELS
ON JARS AND
BOTTLES**

**EMPTY
THE JARS
AND BOTTLES**



You don't
need to wash
them

They are not
good for
recycling
– put them into
the non-recyclable
bin



**DON'T PUT INTO
THE GLASS BIN ANY
CERAMICS, FLOWER POTS,
CERAMICWARE, PORCELAIN,
CRYSTAL GLASSWARE,
KITCHENWARE, GLASS
PANES, MIRRORS**

**NO TOPS
OR LIDS**



Put it into the yellow
metal and plastic bin!



METALS AND PLASTICS – yellow bin



PUT IN

- ☒ empty and flattened plastic bottles with tops on
- ☒ milk and juice cartons (so called Tetra Paks)
- ☒ and multiple-materials packaging
- ☒ plastic domestic detergents and cosmetics packaging
- ☒ plastic bags, sacks and other foils
- ☒ empty food and drink cans
- ☒ aluminium foil
- ☒ scrap metal and non-ferrous metal
- ☒ metal tops, jar lids



DO NOT PUT IN

- ☒ medication packaging and used medical products
- ☒ engine oil and automotive chemicals packaging
- ☒ spare car parts
- ☒ used batteries and accumulators
- ☒ paint and lacquer cans and containers
- ☒ used electrical appliances and white goods
- ☒ styrofoam
- ☒ toys

Hints for the Super Sorter!

**Do you know how to sort
METALS AND PLASTICS
the right way?**



When they are folded,
they take up less space
in the bin and during
transport



**CRUSH PLASTIC
BOTTLES
AND
TETRA PAKS**

**YOU CAN LEAVE
LABELS ON**



**CRUSH
THE BOTTLE
AND REPLACE
THE CAP**



**MAKE SURE
ALL PACKAGING
IS EMPTY**



You don't need
to wash packaging

**DON'T PUT
IN STYROFOAM**

It is plastic but
it is not recyclable.
Put it into the
non-recyclable bin!





BIO –brown bin



PUT IN



vegetable and fruit peelings and waste



trimmings and cuttings



grass clippings, leaves, flowers



food waste



used paper towels and tissues



DO NOT PUT IN



animal bones and raw meat



ash



medication



impregnated wood



chipboard and fibreboard



soil and stones



animal faeces and faeces soiled materials
(including cat litter and bedding for rodents)



used hygiene products, including disposable nappies



other municipal waste (including hazardous waste)

Hints for the Super Sorter!

Do you know how to sort BIO WASTE the right way?



Put grass clippings or leaves
in larger amounts into bags
and put them on green waste
collection day next to the bin store



Put them
into the
non-recyclable
bin!



Put them
into the
non-recyclable
bin!



Prevent leakage
by wrapping them
in a paper towel



Put them into the
non-recyclable bin!





NON-RECYCLABLE –grey/black bin

Put in anything that cannot go into any of the other bins or cannot be recycled



PUT IN

- ☒ foil coated paper
- ☒ oily and dirty paper
- ☒ oily disposable paper dishes and disposable dishes
- ☒ used hygiene products, including disposable nappies
- ☒ animal bones and raw meat
- ☒ animal faeces and faeces soiled materials (including cat litter and bedding for rodents)
- ☒ clothes, small toys
- ☒ styrofoam from households (such as from packaging of appliances and white goods and disposable styrofoam dishes)
- ☒ ceramics, flower pots, ceramicware, porcelain, crystal glassware
- ☒ spectacles, mirrors
- ☒ heat-resistant glass and tempered glass tableware and kitchenware
- ☒ vigil lights with wax



DO NOT PUT IN

- ☒ building and demolition waste
- ☒ bulky waste
- ☒ hazardous waste
- ☒ used electrical and electronic appliance (including white goods)
- ☒ spare car parts and tyres
- ☒ engine oil and lubricant packaging
- ☒ paint and lacquer cans and containers
- ☒ batteries and accumulators
- ☒ medication and used medical products
- ☒ needles and syringes

Hints for the Super Sorter!

Do you know how to sort **NON-RECYCLABLE WASTE** the right way?



Take non-recyclable waste back to the shop when you buy new items, deliver to a **MUNICIPAL WASTE COLLECTION POINT** or hand it over to a hazardous waste collection service



You can dispose of up to 2 tonnes of such waste for free in a calendar year per each home or you can order a service from a waste contractor for a fee

DELIVER BUILDING WASTE AND RUBBLE TO A MUNICIPAL WASTE COLLECTION POINT

NO BATTERIES, LIGHT BULBS, USED ELECTRICAL OR ELECTRONIC APPLIANCES (INCLUDING WHITE GOODS)

PUT ANYTHING THAT CANNOT GO INTO ANY OF THE BINS OR CANNOT BE RECYCLED

No non-typical or hazardous waste!

STYROFOAM FROM PACKAGING GOES INTO THE NON-RECYCLABLE BIN

REMEMBER NOT TO PUT IN MEDICINES THAT ARE PAST THEIR EXPIRATION DATES



Take them to a pharmacy that has special bins!



It is plastic but it is not recyclable

NON-TYPICAL AND HAZARDOUS WASTE



Bulky waste and tyres

put these next to the bin store on collection day by 6.00 am or on the day before after 9.00 pm

(please note! waste from home improvement such a bathtub, shower unit and used white goods such as a fridge are not bulky waste and will not be collected)



Building waste

- ✓ deliver these to a MUNICIPAL WASTE COLLECTION POINT*, up to 2 tonnes a year free per each home
- ✓ order a service from a waste contractor **for a fee**



Used electrical and electronic appliances (including white goods)

- ✓ take them back to the shop when you buy new items
- ✓ hand them over to a HAZARDOUS WASTE COLLECTION SERVICE**
- ✓ deliver to a MUNICIPAL WASTE COLLECTION POINT*



Green waste

put the bags on bio waste collection day next to the bin store



Medication

- ✓ put it into special bins placed in pharmacies (you will find such pharmacies on www.czystemiasto.gdansk.pl)
- ✓ hand them over to a HAZARDOUS WASTE COLLECTION SERVICE**
- ✓ deliver to a MUNICIPAL WASTE COLLECTION POINT*



Other hazardous waste

(such as paint, lacquer, solvents, thermometers, fluorescent bulbs, batteries and accumulators, pesticides, chemical reagents, lubricants, used oils, medication needles and syringes)

- ✓ hand them over to a HAZARDOUS WASTE COLLECTION SERVICE**
- ✓ deliver to a MUNICIPAL WASTE COLLECTION POINT*

PLEASE NOTE!

Make sure not to leave building waste, refuse and hazardous waste, including used electrical and electronic appliances at bin stores!

You may be liable to a fine of PLN 500.



* MUNICIPAL WASTE COLLECTION POINT
part of the Gdańsk Waste Treatment Plant
at 55 Jabłoniowa Street
www.zut.com.pl
phone: 58 326 01 00



** HAZARDOUS WASTE COLLECTION SERVICE
is operated by
GDAŃSK MUNICIPAL SERVICES
– the schedules and pick-up places
are available on these websites
www.czystemiasto.gdansk.pl and
www.guk.gda.pl,
phone: 58 722 01 00

Printed on 100% recycled paper



Questions?
Contact us!

Gdańsk Contact Center
Tel. 58 52-44-500
e-mail: kontakt@gdansk.gda.pl

Gdańsk City Hall Department
for Municipal Services
Phone: 58 731-64-64
e-mail: bok@czystemiasto.gdansk.pl

 / CzysteMiastoGdansk



www.czystemiasto.gdansk.pl